




Additional Camera Video Baby Monitor 7500 Lightshow User guide

Getting set-up

- 1 To get the best performance, place your Additional camera between one and two metres away from your baby. Make sure there's enough slack in the power cable so the camera can pan freely.
- 2 Plug one end of the micro USB cable into the power plug and the other end into the Additional camera.
- 3 Plug the power plug into the power socket and switch the power on.

Pair to your Parent unit

- 1 Ensure you are at least 2-3 metres away from the Additional camera and enter the **Menu** of your Parent unit.
- 2 Tap **Cameras**, then tap **Pair Additional Camera**.
- 3 Follow the on screen prompts and press and hold the  Nightlight button on the Additional camera for 10 seconds. The units will automatically pair together.



2


Need some help? Call 0808 100 6554* or go to bt.com/producthelp where you'll find the full Video Baby Monitor 7500 Lightshow User guide.

3

Need some help? Call 0808 100 6554* or go to bt.com/producthelp where you'll find the full Video Baby Monitor 7500 Lightshow User guide.

Multi cam mode

When you have more than one Baby unit (camera) paired to your Parent unit, the signal icon  in the middle of the top row of the Parent unit screen will change to the multi cam icon .

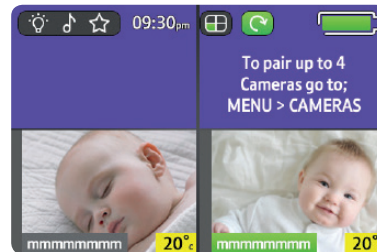
You can tap on the multi cam icon  to choose which camera you want to view.

Audio cycling feature

You can switch the audio cycling feature on to rotate the audio between your active paired cameras. The audio will rotate every 10 seconds. No cry alerts will be shown in multi cam mode when audio cycling is on.

- 1 Tap the Audio Cycle icon  to switch on.

The screen will show **“Audio will rotate between all paired cameras”** for 5 seconds and the icon will turn green.



- 2 To turn off, tap  again. The icon will turn grey.

4

Need some help? Call 0808 100 6554* or go to bt.com/producthelp where you'll find the full Video Baby Monitor 7500 Lightshow User guide.

Need some help? Call 0808 100 6554* or go to bt.com/producthelp where you'll find the full Video Baby Monitor 7500 Lightshow User guide.

5

For a Better Future 

We're always looking to make our products last longer and use less power, so we don't have such a big impact on the environment.

To find out about what we are doing, visit bt.com/betterfuture

Offices worldwide

© British Telecommunications plc 2014
Registered Office: 81 Newgate Street, London EC1A 7AJ
Registered in England No. 1800000
Printed in China.

Designed and produced by The Art & Design Partnership Ltd (ADP).

11/14. Issue 1

* Calls to these numbers made from within the UK mainland network are free.
Mobile and international call costs may vary.



Free Technical Help & Support

 0808 100 6554

bt.com/producthelp
Call us or go online if you have any difficulties with your product